

PowerSchool Learning (LMS)

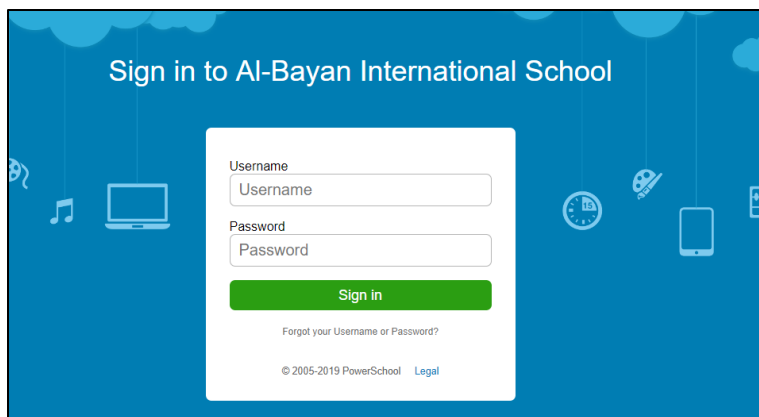
Handout

PowerSchool Learning is a learning management and classroom collaboration solution that empowers teachers with real-time student interaction inside and outside the classroom, bringing in more social and collaborative learning. You can use the system to check weekly plan and homework too.

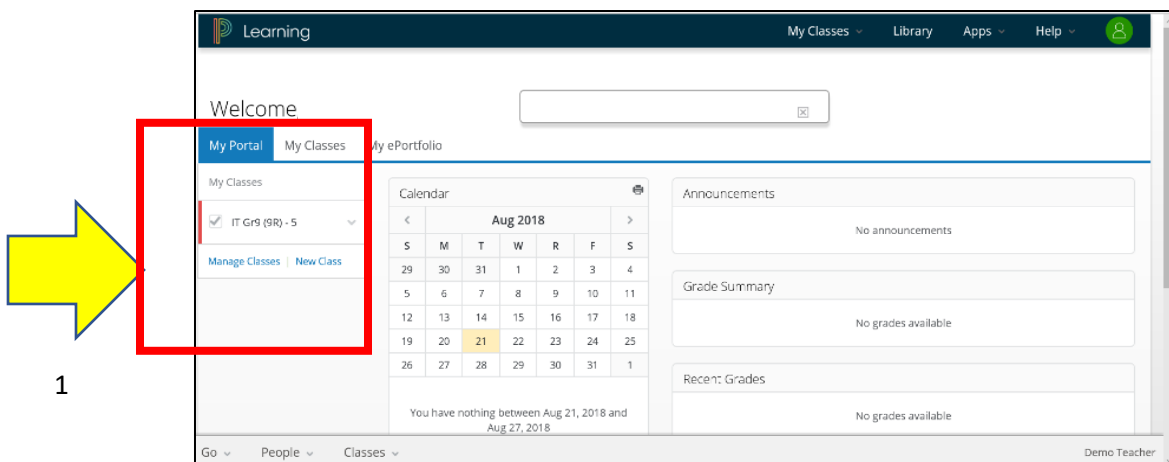
Sign in to PowerSchool Learning:

1. Sign in to your PowerSchool Learning Account.

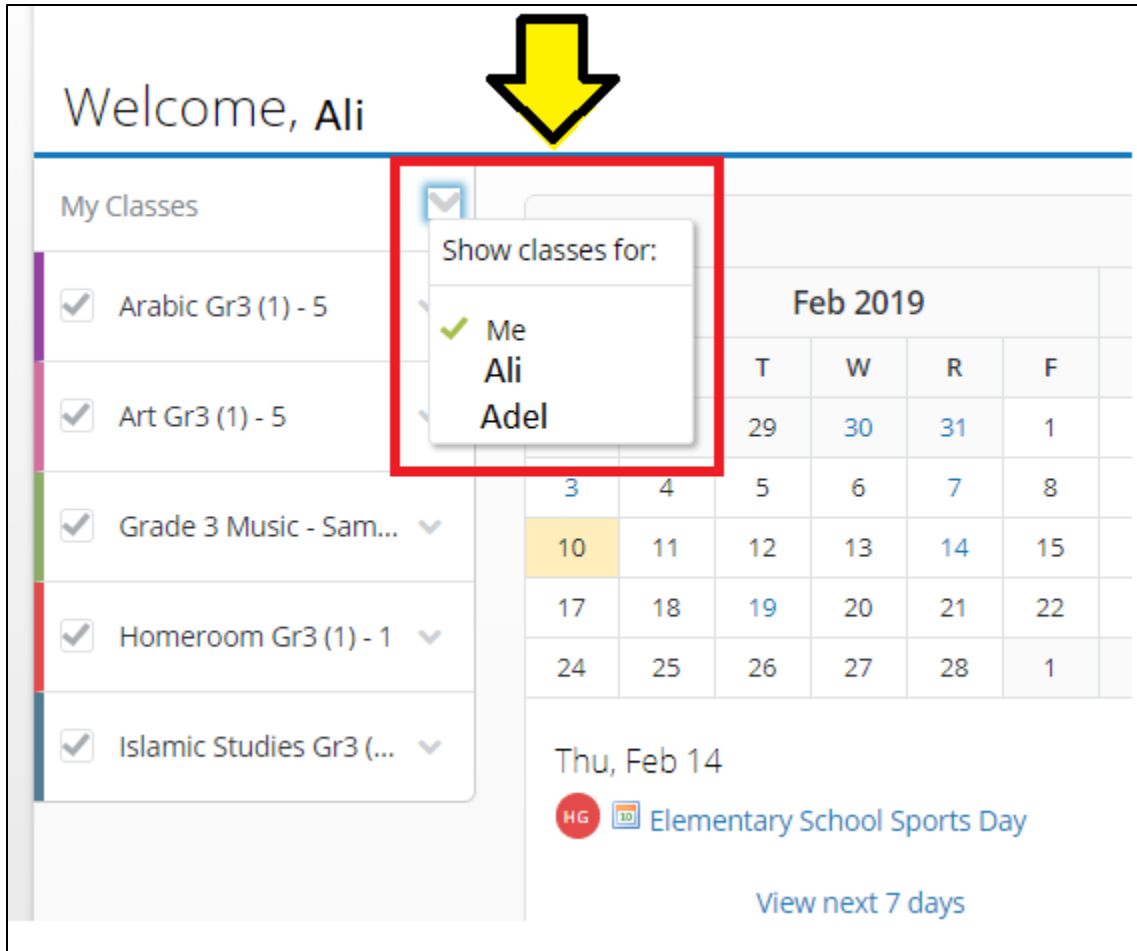
<https://bis.learning.powerschool.com>



2. On Start page, on the left, you can see your child's classes.



3. If you have more than one child, on main page, do the following:
 - a. Click the arrow next “My Classes”.
 - b. Select child’s name.



4. To check weekly plans, and homework, click on the class’s name.
5. To go back to “Home Page”, click on “P Learning” logo on the left top.



For More Information or any support, Use one of the following contacts:

Mr. Basel AL-ALi (System Administrator)

Email: basel.alali@bis.edu.kw

Tel: 22052822, Ext: 8208